

## Corken® Pumps and Compressors

### Corken® Coro-Flo Pumps

Popular models for cylinder filling and truck refueling. Close-coupled to motor for smooth quiet operation. Floating impeller is only moving part. Continuous duty explosion-proof motor (single phase on C-10, C-12 and C-13; three-phase on C-14). 115/220V. Starter with overload heaters included with C-10, C-12 and C-13, separate starter required for C-14. All require external bypass valves.



Item #	List	Size	GPM*	RPM	HP
C10-DD2A-S10	\$2108.37	1¼" x 1"	12	3450	¾
C12-ED2A-S20	\$2824.69	1½" x 1"	19	3450	1
C13-FD2A-S30	\$3260.65	1½" x 1"	26	3450	2
C14	CALL	1½" x 1"	38	3450	3
113-CXA	\$255.93	Replacement seal for Coro-Flo Pumps			

#### Replacement Motors for C10 & C12 Pumps.

2555	\$1347.84	C10	3450	¾
2556	\$1723.43	C12	3450	1

\*At 20PSI differential pressure

### Coro-Vane® Stationary Pumps

Item#	GPM	RPM	HP
521	90	950	7½
1021	200	950	10
1521	350	950	20

Call for available options and pricing.



### Z- Series Truck Pumps

The Z-Series Coro-Vane truck pumps are a new generation of truck pumps specifically designed to comply with the pumping requirements demanded by the LPG industry.



Part #	Description	List
Z2000	2" Truck pump	\$2183.27
Z3200	3" Truck pump	\$2994.46
Z4200	4" Truck pump	\$5080.07

### Corken® Compressors

Corken LPG transfer compressor is efficient and economical. Recovers from 1% to 3% more gas from transports and rail cars. The "-107" models include compressor, base, sheaves, slide rails for motor, liquid trap, V-belts, 4-way valve and belt guard, but does not include the motor.



Item#	HP	RPM
291-107	5	695
491-107	7½	446
691-107	20	676

Call for available options & pricing.

290-107

### Corken Coro-Vac® Portable Cylinder Purging System

- Simplifies purging process
- Does not waste product
- Can be used on all types of cylinders and tanks, with or without OPDs



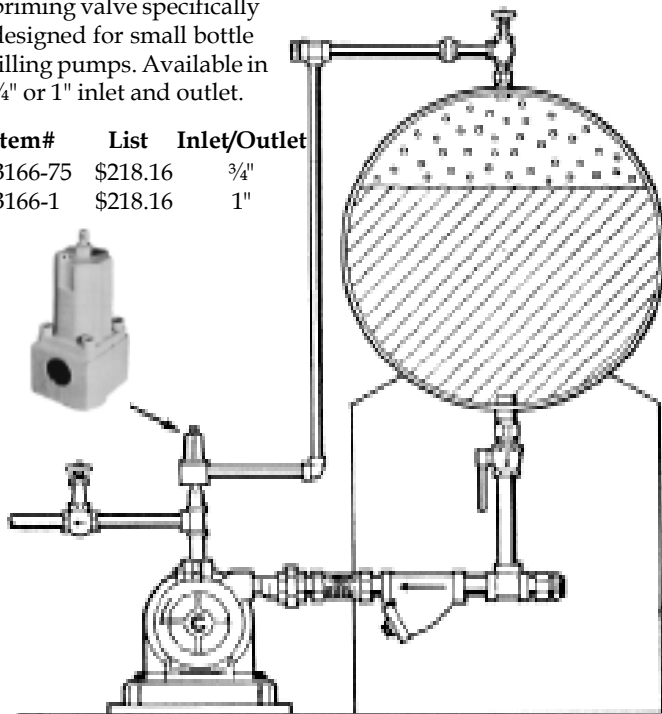
Item#	List
CPSIV	\$918.82

### Corken® B166 Bypass Valve

This is a combination bypass and priming valve specifically designed for small bottle filling pumps. Available in ¾" or 1" inlet and outlet.



Item#	List	Inlet/Outlet
B166-75	\$218.16	¾"
B166-1	\$218.16	1"



### Strainer

The right angle design will minimize pressure drop and comes complete with ductile iron body with monel screen and steel plug. Available for liquid or vapor service (1-1/4" FPT 250 psig).



Item #	Description	List
1836-X1	Liquid	\$229.41
1836-X	Vapor	\$229.41

1836-X1



**Smith E-Series Pumps**




**EG1M1**

E-Series Smith Pumps are made for filling cylinders, tractor tanks, forklift tanks, trailer bottles, and other small tanks. The E-Series pump has an internal - external bypass valve and built-in strainer.

Item #	List	Description
EG1M1	\$1359.00	Pump with 1HP Motor No switch, 8-10 gpm, 3/4" FPT.
ECHM	\$2043.00	Pump with 1-1/2HP Motor, 13-15 gpm, 1" FPT
EG1	\$757.78	Pump Only for EG1M
EC-H	\$1106.95	Pump Only for ECHM
568-118	\$1.92	O-Ring for Bypass EG1
568-026	\$1.92	O-Ring for Bypass ECH
6227-17	\$1.92	O-Ring for Bypass Valve Bottom
6230-28	\$3.12	O-Ring for E2 Cover
E20	\$90.72	Bypass Valve Cartridge
E20H	\$153.36	Bypass Valve Cartridge
E100H	\$290.00	Shaft Seal for ECH Pump.
E100-ZX	\$266.00	Shaft Seal for EG1 Pump.
EC6H	\$92.88	Idler Gear with Bushing E10
EC5H	\$75.60	Drive Gear
EG5	\$58.32	Drive Gear
EG6	\$79.92	Idler Gear with Gushing E10
FD20	\$10.36	Coupling Insert
FD30	\$17.00	Coupling Insert
VC20-5/8	\$60.24	Coupling Half
VC30-5/8	\$93.32	Coupling Half
EM3 DR	\$600.00	1 HP, No switch Replacement Motor for EH Pump.
EM5	\$936.00	1.5 HP W/ switch Replacement Motor for ECH Pump.

**GDC-A**



**Dispenser Cabinet**

- Hose can be contained inside or out.
- Galvanized finish for low maintenance.
- Locking door for security.


Dispenser cabinet complete with:

- Corken Pump
- Liqua-Tech Meter
- 15 Ft. 1/2" Hose
- Wall starter
- Pull-away
- Bypass

Item #	List	Description
GDC-AAC10	\$6669.86	Cabinet w/ C10 pump.
GDC-AAC12	\$7289.46	Cabinet w/ C12 pump.

**Bare Cabinet**

Item #	List	Description
GDC	\$737.10	Cabinet Only Unassembled
GDC-A	\$812.10	Cabinet Only Assembled



**KRUG Vapor Compressor**

- Propane or Anhydrous Ammonia
- Capacity: 20 - 50 gallons per minute depending on speed and piping.
- Ideal for removing LP Gas from 500 & 1000 gallon tanks.
- Saves potential damage to bulk truck transfer pump.



**H50-LP**

Item #	List	Description	
H50-LP	\$1339.06	Compressor/LP Engine	½" FPT

**EDMONT GLOVES Winter Tuf-Duk –**

Vinyl impregnated to provide an excellent grip and long wear. Oil resistant, (not chemical resistant). Repels liquid. Machine Washable.

Item #	List/Per Pair
31-791M - Medium Size Driver	\$23.74
31-791L - Large Size Driver	\$23.74



**31-791M**

**Heavy Duty Protective Wear**

Edmont's strong PVC stretch fabric outer layer provides exceptional flexibility/worker comfort. Resists oil, caustics, alcohols, oxidation and mildew. Launderable for extended wear.

**Hooded Jacket –**

Full sized hood with nylon drawstring is dielectrically welded to jacket.

**65-550:** sizes S, M, L, XL, \$41.28

**Velvet Collar Jacket –**

Velvet lined, mandarin style collar. Storm fly front. Hood 65-561 attaches.

**65-560:** sizes S, M, L, XL, XXL \$36.62

**Detachable Hood –**

For Velvet Collar Jacket. Attaches with non-corrosive snaps. Nylon drawstring.

**65-561:** Detachable Hood \$11.04

**Bib Overalls –**

Elasticized suspenders with non-corrosive buckles for length adjustments.

**65-555:** sizes S, M, L, XL, XXL \$34.72

**Pants –**

Elasticized waistband provides extra comfort, easy on and off.

**65-577:** sizes S, M, L, XL, \$31.86



**Model G**

**KRUG Hand Pump**

Operates on the simple principle of the automotive piston. Used for filling LP-Gas engine fuel tanks, and cylinders, etc.

Item #.	List	Inlet	Outlet	Capacity
Model G	\$857.90	1" FPT	¾" FPT	6 gpm at 40 strokes/min
M25-1	\$240.92	(Hand pump repair kit)		

**Flexible Metal Connectors**

Stainless steel flexible connectors. Assemblies have extra heavy male NPT ends. Each assembly is rated for 350 PSI minimum working pressure.


Item #	List	Size x Length
SS1-18	\$93.26	1" x 18"
SS114-18	\$171.62	1¼" x 18"
SS112-18	\$108.74	1½" x 18"
SS2-2	\$212.84	2" x 18"
SS3-3	\$234.42	3 x 18"



**SS-1**

Assemblies ¼" - 1½" are single braided, 2" - 3" double braided.

**WET WEAR 550**



**66-577**

**66-555**

**66-560**

**66-550**