

Couplings and Adapters


Brass Female ACME Filler Couplings



Item #	List	Female ACME	Other Connection	Length
M100	\$42.38	1 1/4"	3/8" MPT	3"
M101	\$35.02	1 1/4"	1/2" MPT	2 1/2"
M110	\$38.96	1 3/4"	1/2" MPT	3"
M111	\$26.67	1 3/4"	3/4" MPT	3"
M112	\$33.53	1 3/4"	1" MPT	3"
M120	\$105.75	2 1/4"	1 1/4" MPT	3 1/4"
M442	\$139.72	3 1/4"	1 1/4" FPT	1 1/2"
M130*	\$144.70	3 1/4"	2" MPT	3 3/4"
M664-24	\$401.82	4 1/4"	3" MPT	4 1/2"
M133	\$121.82	3 1/4"	2" MPT	3 3/4"

* Steel Nipple

Quick Closing Couplings



These units are installed to provide a quick closing coupling in the fuel line. Both couplings have an internal check valve that opens by attaching the two units together. When disconnected, spring force and pressure close the checks.

Item #	List	Description
PA1428M	\$12.44	3/8" FPT x 1 1/4" M. ACME
PA1428F	\$13.68	1 1/4" F. ACME x 1 1/4" FPT

Swivel Type 1

Acme Filling Adaptor



Solid brass Female Acme x FPOL swivel adaptor. Adapts the M390 filling connector to a Type 1 QCC filling connector.

Type #	Connection	List
M392	FPOL X QCC	\$25.56

Brass Female ACME Couplings



Item#	List	Female ACME	Male NPT	Length
M140	\$24.42	1 1/4"	3/8"	2 1/2"
M394	\$198.63	1 1/4"	3/8"	6 1/4"
M141	\$24.42	1 1/4"	1/2"	2 1/2"
M150	\$71.51	1 3/4"	3/4"	3 3/8"
M151	\$58.22	1 3/4"	1"	3 1/4"
M160	\$135.96	2 1/4"	1 1/4"	3 3/8"

Some available in steel

POL Filler Couplings



Item #	List	Style	Inlet	Length
M390	\$75.80	Soft Nose	1/4"	6"
M390-1	\$26.14	6" Stem Only	1/4"	6"
T12945	\$0.38	Replacement O-Ring	-	-

Brass Male ACME x Male NPT Adaptors



Item #	List	Male ACME	Male NPT
M498-4/2	\$47.15	1 1/4"	1/2"
M498-6/3	\$40.39	1 1/4"	3/4"
M215	\$23.26	1 3/4"	3/4"
M216	\$24.40	1 3/4"	1"
M217	\$23.38	1 3/4"	1 1/4"
M233	\$63.63	2 1/4"	1 1/4"
M502-12/8	\$81.74	2 1/4"	1 1/2"
M502-16/10	\$76.15	2 1/4"	2"
M503-16	\$92.11	3 1/4"	2"
M262	\$196.84	3 1/4"	3"
M504-24	\$367.55	4 1/4"	3"

Some available in steel

Single Piece POL Adaptors



Item#	List	POL Connection	Other Connection
M301	\$12.05	Female	1/4" FPT
M303	\$12.05	Female	1/2" FPT
M284	\$4.91	Female	1/4" MPT
M285	\$11.11	Female	3/8" MPT
M286	\$9.53	Female	1/2" MPT
M287	\$9.53	Female	3/4" MPT
M357	\$10.25	Male	1/2" FPT
M353	\$3.48	Male	3/8" SAE Flare
M355	\$3.56	Male	1/2" SAE Flare

Brass Male ACME Adaptors



Item#	List	Male ACME
M270	\$48.49	1 1/4" x 1 1/4"
M273	\$52.59	1 3/4" x 1 3/4"
M536-26*	\$182.68	3 1/4" x 3 1/4"

*Steel (Others available in steel)


Male ACME x Female NPT Adaptors



Item#	List	Male ACME	Female NPT
M193	\$76.20	1 1/4"	3/4"
M210	\$17.93	1 3/4"	1/4"
M211	\$23.16	1 3/4"	3/8"
M212	\$21.95	1 3/4"	1/2"
M213	\$19.46	1 3/4"	3/4"
M214	\$38.66	1 3/4"	1"
M250	\$114.29	3 1/4"	1 1/4"
M252	\$87.49	3 1/4"	2"
M508-24	\$272.28	3 1/4"	3"
M509-24	\$332.63	4 1/4"	3"

Some available in steel

Female Acme Caps



Item #	List	Female ACME	Type
1875-3A	\$1.50	1 1/4"	Plastic
1850-10*	\$3.50	1 3/4"	Plastic
M431	\$94.00	2 1/4"	Brass
M441	\$121.61	3 1/4"	Brass

*With plastic strap.

Seals (Plugs)

Item #	List	Size	
M178	\$20.55	1 1/4" M.	
M179	\$14.37	1 3/4" M.	
M180	\$17.17	2 1/4" M.	
M181	\$22.43	3 1/4" M.	

8996 Nelson-Dunn Breakaway Coupling



ND 8996

Protects against dangerous "drive away" on propane dispenser fueling lines. Installed between the pump and the filler hose.

Item #	List	Connection
ND8996	\$101.48	3/4" NPT



Safety Check Connector

Stays in place on the filler hose, but can be used as a temporary cap for the container filler valve in case of a leak.



Item #	List	
PA901B	\$29.46	1 3/4" M. Acme

Ring & Chain Assemblies



Item #	List	Size	Fisher Cap #	Dust Seal
P147	\$3.36	1 1/4"	M108	M178
P147*	\$3.36	1 3/4"	M109/M219	-
P148*	\$4.57	1 3/4"	M109	M179
P148	\$4.57	2 1/4"	-	M180
P167	\$15.77	2 1/4"	M431/M432	-
P183	\$14.42	3 3/4"	-	M181
P167	\$15.77	3 3/4"	M441/M443	-
P167	\$15.77	4 1/4"	M605-34	-

* P147 fits 3/4" pipe size; P148 fits 1 1/4" pipe size



Extended Safety Female ACME Filler Coupling (Steel/Aluminum)



A1130F

Item #	List	Description
A1130F	\$87.32	1 3/4" ACME x 3/4" MPT
A1131F	\$71.39	1 3/4" ACME x 1" MPT



Hose End Adapter for Filler Hoses

PA901H - LP Gas Motor Fuel Adapter
Connects a male POL (CGA510) to a male 1 3/4" Acme filler valve. Adapts a standard POL fitting to fill an engine fuel tank.

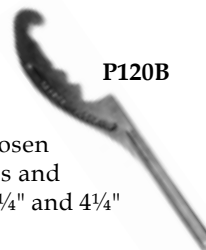


PA901H

Item #	List	Inlet	Outlet
PA901H	\$29.20	FPOL	1 3/4" F. Acme

Spanner Wrench

Used to tighten and loosen large female Acme caps and couplings in the 2 1/4", 3 1/4" and 4 1/4" sizes.



P120B

Item #	List	Description
P120B	\$62.49	18" Aluminum



Filler Hose Adaptor



Intended for the outlet of bobtail truck filling hose, the Type M570 enables the filling hose to be removed if the filler valve fails to close. An integral back check in the adaptors prevents gas from escaping.

Item #	List	Filler Valve Connection	Hose End Valve Connection
M570	\$35.09	1 3/4" F. ACME	1 3/4" M. ACME

Container Thermometers



J700 or J701

Suitable for any size tank in LPG and NH₃ service, the 2-inch diameter dial reads from -40 to 120 degrees Fahrenheit and -40 to 50 degrees Celsius. They are dustproof and waterproof.

Item #	List	Connection	Description
J700	\$92.58	11/2" MPT	4" Stem, Steel
J701	\$92.58	11/2" MPT	6" Stem, Steel

Clamp Hose Couplings



M3162 (Standard Outlet)



M3162 (Swivel Nut Outlet)

Type M3100 Series for use on LPG or NH₃ are designed to be compact yet rugged for long, dependable service. Standard Coupling.

Item #	List	MPT Size	Hose I.D.	O.D. Approx. Hose
M3162-20	\$69.86	1 1/4"	1 1/4"	2"
M3162-24	\$85.96	1 1/2"	1 1/2"	2 1/4"
M3162-32*	\$93.31	2"	2"	2 3/4"
M3162-48*	\$176.80	3"	3"	3 3/4"

Add 5" for swivel.